



# TD32F Flanged Thermodynamic Steam Trap

## Description

The **TD32F** is a maintainable medium pressure flanged thermodynamic steam trap which has an integral strainer screen fitted to protect the internals from dirt.

The **TD32FLC** is designed specifically for low load applications such as steam mains drainage applications.

The **TD32FA** and **TD32FALC** are fitted with an anti-air-binding disc to ensure prompt removal of air on start-up.

## Standards

This product fully complies with the requirements of the Pressure Equipment Directive (PED).

## Certification

This product is available with certification to EN 10204 3.1.

**Note:** All certification/inspection requirements must be stated at the time of order placement.

## Sizes and pipe connections

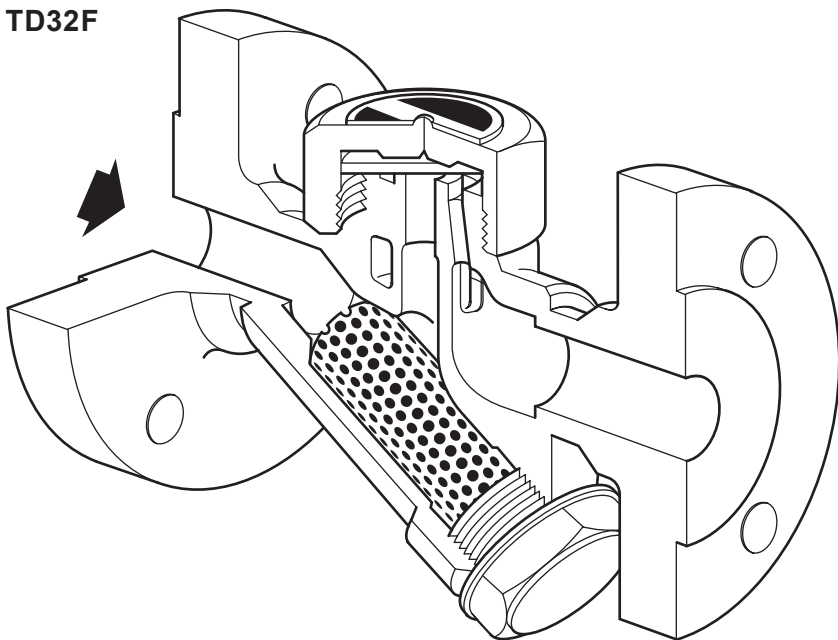
DN15, DN15LC, DN20, DN20LC, DN25 and DN25LC

Flanged ASME (ANSI) B 16.5 Class 150 and 300, DIN 2501 PN40 and JIS/KS 10, 16 and 20.

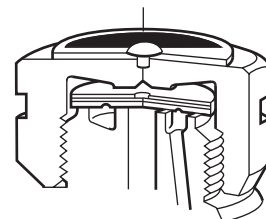
## Optional extras

**Insulating cover (for the DN15 and DN20 only):** To prevent the trap being unduly influenced by excessive heat loss such as when subjected to low outside temperatures, wind, rain etc.

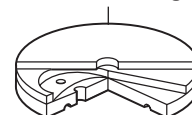
## TD32F



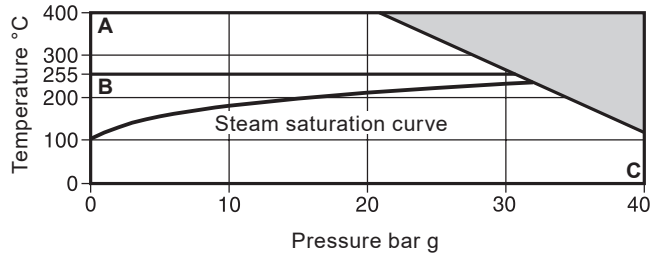
The **TD32FALC** version is identified by the groove in the cap



The **TD32FA** and **TD32FALC** have an anti-air-binding disc



## Pressure/temperature limits



The product **must not** be used in this region.

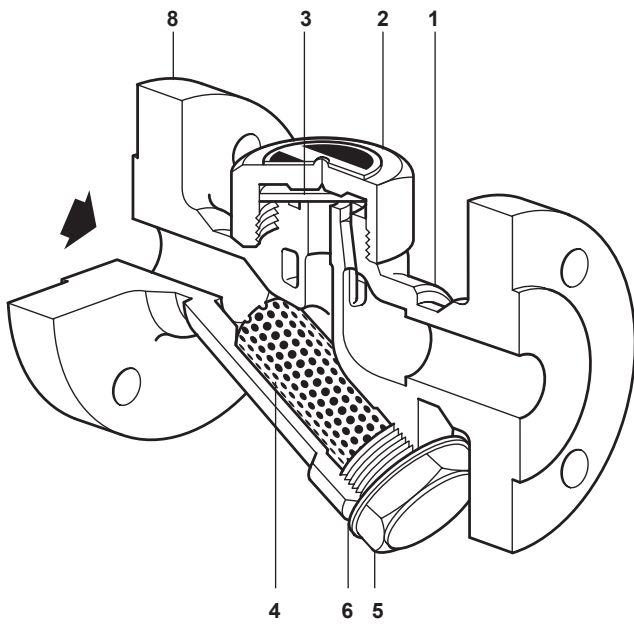
**A - C** TD32F and TD32FLC

**B - C** TD32FA and TD32FALC

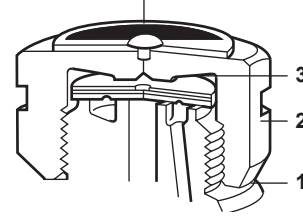
Body design conditions		PN40
PMA	Maximum allowable pressure	40 bar g
TMA	Maximum allowable temperature	400 °C
Minimum allowable temperature		0 °C
PMO	Maximum operating pressure for saturated steam service	32 bar g
TMO	Maximum operating temperature	TD32F and TD32FLC 400 °C
		TD32FA and TD32FALC 255 °C
Minimum operating temperature		0 °C
Minimum operating pressure for satisfactory operation is:		0.25 bar g
PMOB	Maximum operating backpressure is 80% of upstream pressure	
Designed for a maximum cold hydraulic test pressure of:		60 bar g

## Materials

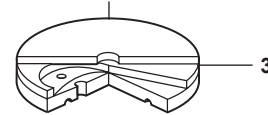
A TD32F is shown below



The TD32FALC version is identified by the groove in the cap



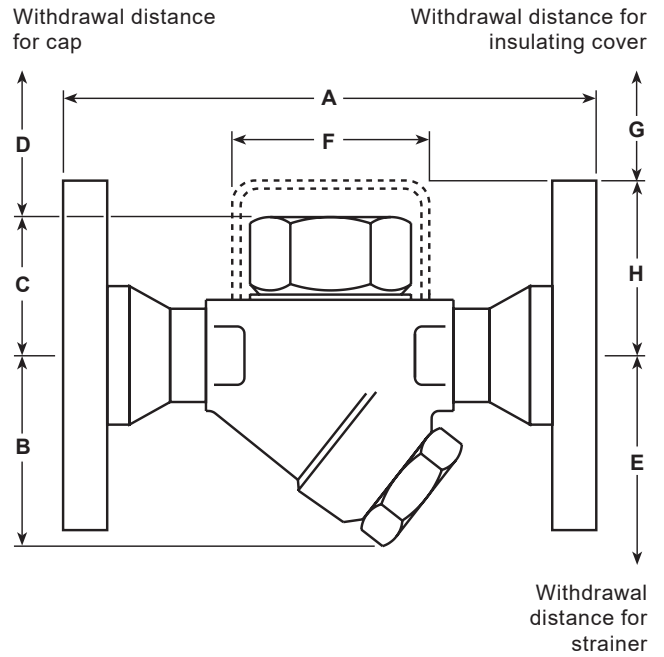
The TD32FA and TD32FALC have an anti-air-binding disc



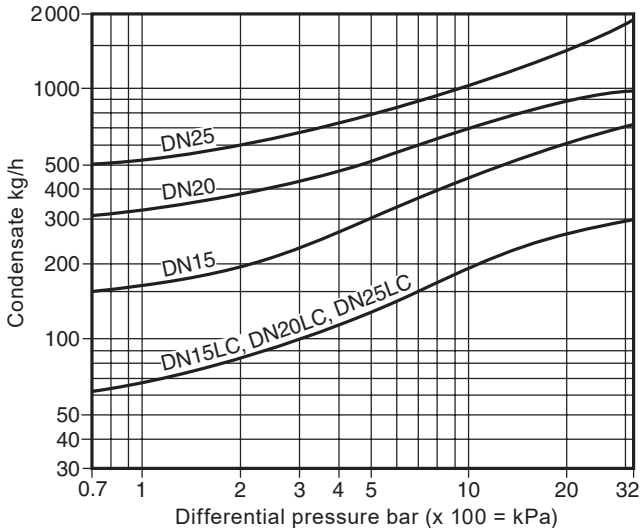
No.	Part	Material	
1	Body	Stainless steel	ASTM A743 CA-40
2	Cap	Stainless steel	AISI 416
3	Disc	Stainless steel	BS 1449 420 S45
4	Strainer screen	Stainless steel	ASTM A240 316L
<b>Note:</b> The TD32FA and TDFALC are fitted with a 100 mesh stainless steel screen. All other versions have a 0.8 mm perforated screen.			
5	Strainer cap	Stainless steel	AISI 416
6	Strainer cap gasket	Stainless steel	BS 1449 304 S16
7	Insulating cover (optional extra for the DN15 and DN20 only)	Aluminium	
8	Flanges	Steel	DIN 17243 C22.8 Ws 1.0460

## Dimensions/weights (approximate) in mm and kg

Size	A	B	C	D	E	F	G	H	Weight
DN15 and DN15LC	150	55	41	40	80	57	38	55	2.4
DN20 and DN20LC	150	60	47	40	95	57	38	61	3.1
DN25 and DN25LC	160	65	53	40	100	—	—	—	4.2



## Capacities



## Safety information, installation and maintenance

For full details see the Installation and Maintenance Instructions (IM-P068-26) supplied with the product.

### Installation note:

The TD32F is designed for installation with the capsule in a horizontal plane with the cover at the top. It is recommended that a non-return valve is fitted when discharging condensate into return lines where backpressure is experienced. It is also recommended that a diffuser is fitted when discharging to atmosphere. For ease and maintenance, consideration should be given to fitting isolation valves upstream and downstream of the steam trap.

### Disposal

The product is recyclable. No ecological hazard is anticipated with the disposal of this product, providing due care is taken.

### How to order

**Example:** 1 off DN15 Spirax Sarco TD32FALC low capacity steam trap with flanged PN40 connections and having an integral strainer screen and anti-air-binding disc fitted.

## Spare parts

The spare parts available are shown in heavy outline. Parts drawn in a grey line are not supplied as spares.

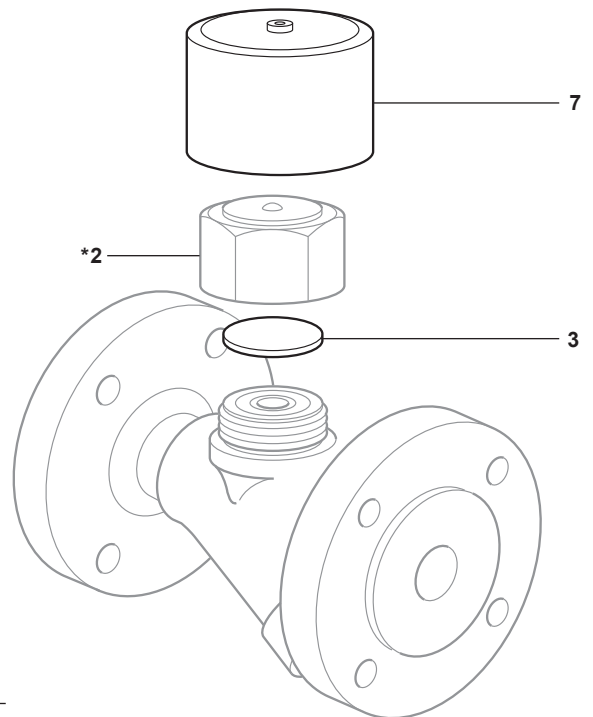
### Available spares

Disc for TD32F or TD32FLC (packet of 3)	<b>3</b>
Disc, strainer screen and gasket for TD32FA or TD32FALC	<b>3, 4, 6</b>
Strainer screen and gasket	<b>4, 6</b>
Strainer cap gasket (packet of 3)	<b>6</b>
Insulating cover (for the DN15 and DN20 only)	<b>7</b>



### How to order spares

Always order spares by using the description given in the column headed 'Available spares' and state the size and type of trap.

**Example:** 1 - Strainer screen for a DN15 Spirax Sarco TD32F thermodynamic steam trap.



### Recommended tightening torques

Item	Part	 or 	N m
2	DN15LC, 20LC, 25LC	36 A/F	135 - 150
	DN15	41 A/F	180 - 200
	DN20	41 A/F	180 - 200
	DN25	55 A/F	250 - 275
5		32 A/F	170 - 190

**\*Note:** Items 2 and 5 are not available as spares.

