



Dial Indicators

SERIES 2 — Standard Type, Inch Reading



2416S



2803S-10

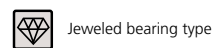
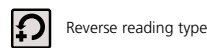

Optional Accessories

- : Backs (See page F-33.)
- : Contact points (See page F-34.)

SPECIFICATIONS

				Inch		Stem 3/8" dia. #4-48 UNF Thread		ANSI/AGD type			
Graduation	Range	Range /Rev	Dial Reading	Order No.		Accuracy		Measuring force	Shockproof	Reverse reading	Jeweled bearing
				w/lug	Flat-back	First 2.5 Rev	Overall				
.0001"	.025"	.01"	0-10	2802S-10	2802SB-10	±.0001"	±.0001"	2.5N or less	✓		✓
.0001"	.025"	.01"	0-5-0	2803S-10	2803SB-10	±.0001"	±.0001"	2.5N or less	✓		✓
.0001"	.05"	.01"	0-10	2804S-10	2804SB-10	±.0001"	±.0002"	2.0N or less	✓		✓
.0001"	.05"	.01"	0-5-0	2805S-10	2805SB-10	±.0001"	±.0002"	2.0N or less	✓		✓
.0001"	.05"	.01"	10-0	2905S-10	2905SB-10	±.0001"	±.0002"	2.0N or less	✓	✓	✓
.0001"	.05"	.01"	0-5-0	2923S-10	2923SB-10	±.0001"	±.0002"	2.0N or less	✓	✓	✓
.0001"	.25"	.01"	0-10	2356S-10	2356SB-10	±.0001"	±.0005"	2.0N or less			✓
.0001"	.5"	.01"	0-10	2358S-10	2358SB-10	±.0001"	±.0008"	2.0N or less			✓
.0005"	.125"	.05"	0-50	2506S	2506SB	±.0005"	±.0005"	1.8N or less			
.0005"	.125"	.05"	0-25-0	2507S	2507SB	±.0005"	±.0005"	1.8N or less			
.0005"	.125"	.05"	0-25-0	2922S	2922SB	±.0005"	±.0005"	1.8N or less		✓	
.0005"	.5"	.05"	0-50	2514S	2514SB	±.0005"	±.0015"	1.8N or less			
.0005"	1"	.05"	0-50	2776S	2776SB	±.0005"	±.002"	2.5N or less			
.001"	.5"	.1"	0-100	2414S	2414SB	±.001"	±.001"	1.8N or less			
.001"	.5"	.1"	100-0	2914S	2914SB	±.001"	±.001"	0.4-1.8N		✓	
.001"	.5"	.1"	0-50-0	2415S	2415SB	±.001"	±.001"	1.8N or less			
.001"	1"	.1"	0-100	2416S	2416SB	±.001"	±.002"	1.8N or less			
.001"	1"	.1"	0-100	2416S-06*	2416SB-06*	±.001"	±.002"	1.8N or less			
.001"	1"	.1"	0-100	2416S-10	2416SB-10	±.001"	±.002"	1.8N or less			✓
.001"	1"	.1"	0-50-0	2417S	2417SB	±.001"	±.002"	1.8N or less			
.001"	1"	.1"	100-0	2904S	2904SB	±.001"	±.002"	1.8N or less		✓	
.001"	2"	1"	0-100	2424S-19	2424SB-19	±.001"	±.003"	2.5N or less	✓		✓

* Black Face



Dial/Test Indicator & Magnetic Stand Sets

SERIES 7



513-907



64PKA079

SPECIFICATIONS

Set No.	Included in set
64PKA078*	2804S-10, 7010S
64PKA079*	2416S, 7010S
513-907-10E	513-402-10E, 7014E-10
513-908-10E	513-404-10E, 7014-10

*Supplied with collar 02AZC291

Magnetic Stands

SERIES 7

Mitutoyo's Magnetic Stands accept all dial indicators and dial test indicators. The On-Off switch offers instant mounting and dismantling without any adverse effect to the indicators or workpiece surface.



7031B



7032B



7033B



7010S



7011BN



7012-10

7014-10 / 7014E-10
No magnet force On/Off

SPECIFICATIONS

Order No.	Description	Applicable holding stem dia.	Dovetail groove	Remarks
7010S	Magnetic stand	ø8mm*, ø9.53mm (3/8")	—	—
7011BN	Magnetic stand	ø6mm, ø8mm*, ø9.53mm (3/8")	—	With fine adjustment
7011S-10	Magnetic stand	ø4mm, ø8mm, ø9.53mm (3/8")	—	With fine adjustment
7012-10	Magnetic flexi-stand	ø6mm, ø8mm*, ø9.53mm (3/8")	—	For dial test indicator
7014-10	Mini magnetic stand	ø6mm, ø8mm	Provided	Without magnet ON/OFF
7014E-10	Mini magnetic stand	ø6mm, ø8mm*, ø9.53mm (3/8")	Provided	Without magnet ON/OFF
7031B	Universal magnetic stand	ø6mm, ø8mm, ø9.53mm (3/8")	Provided	With mechanical locking system
7032B	Universal magnetic stand	ø6mm, ø8mm, ø9.53mm (3/8")	Provided	With mechanical locking system
7033B	Universal magnetic stand	ø6mm, ø8mm, ø9.53mm (3/8")	Provided	With mechanical locking system

*Supplied with collar 02AZC291

DIMENSIONS

